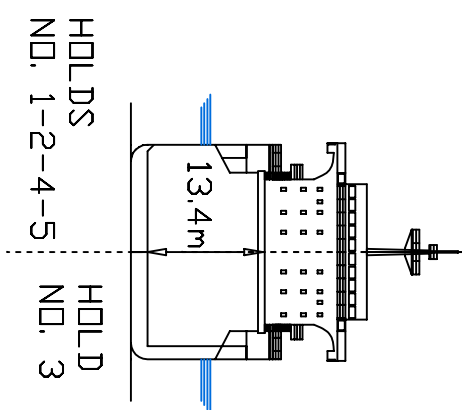
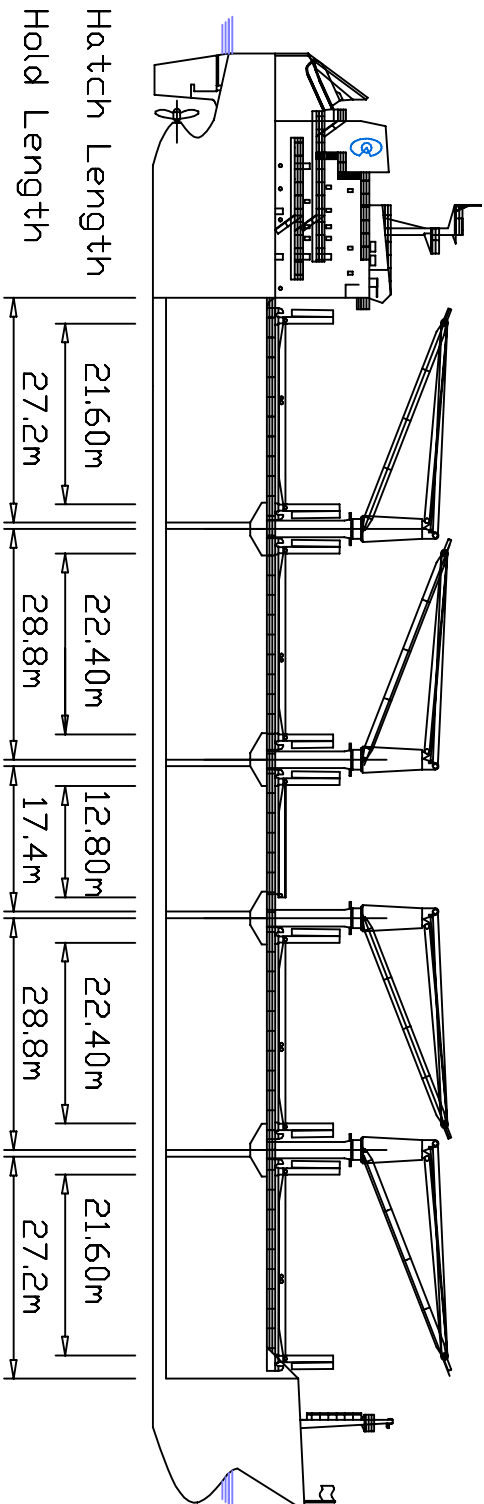
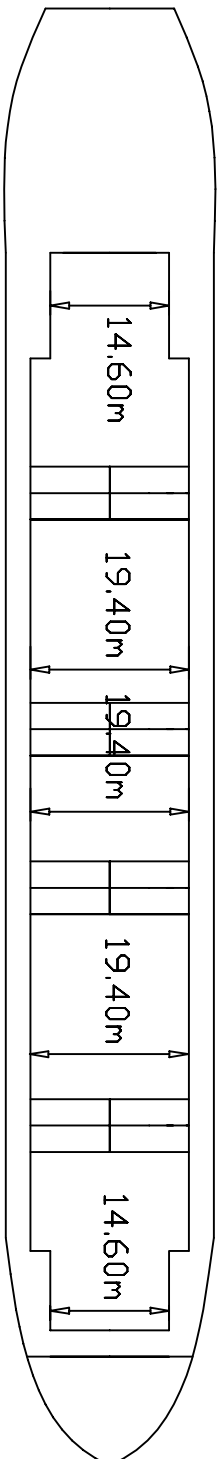


## HOLD DIMENSIONS



Hatch Width



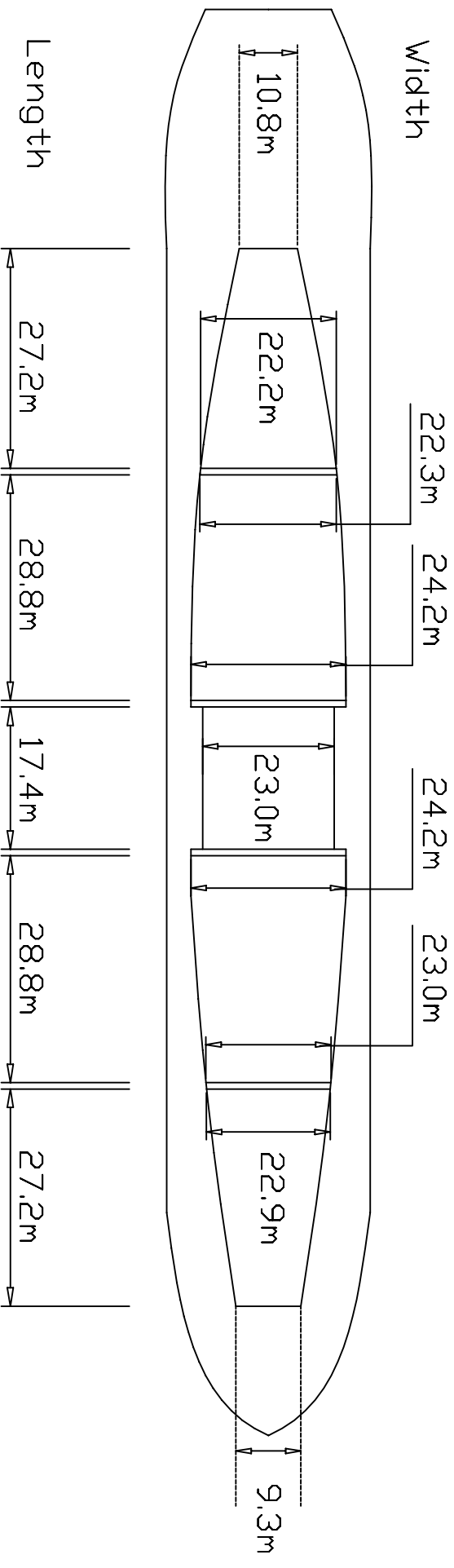
**Festiva**

**Hold Dimensions**




All details "about" and without guarantee.

## FLAT FLOOR DIMENSIONS



**Festiva**

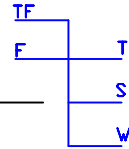
**Flat floor Dimensions**



All details "about" and without guarantee.

# DEADWEIGHT SCALE

DRAFT	M.C.T.	T.P.C.	DISPLACEMENT TONNES	SG=1.025	SG=1.020	SG=1.015	SG=1.010	SG=1.005	SG=1.000	DRAFT
	T*/m/cm	T/cm								
10.5	490		39000							10.5
	480		37000			30000				
10.0	470	40				28000				10.0
	460		35000							
9.5						26000				9.5
	450		33000							
9.0	440	39				24000				9.0
	430		31000							
8.5						22000				8.5
	420		29000							
8.0	410	38				20000				8.0
	400		27000							
7.5						18000				7.5
	390		25000							
7.0						16000				7.0
	380		23000							
6.5						14000				6.5
	370		21000							
6.0		37				12000				6.0
	360		19000							
5.5						10000				5.5
	350		17000							
5.0						8000				5.0
	340		15000							
4.5						6000				4.5
	330		13000							
4.0		36				4000				4.0
	320		11000							
3.5						2000				3.5
	310		9000							
3.0		35				0				3.0
	300		7000							
2.5										2.5
	290									
2.0										2.0



**Festiva**

**Deadweight Scale**

**All details "about" and without guarantee.**

## COMPARTMENT TABLE

### CARGO CAPACITIES

Compartment	Flat floor dimension L x B MTRES	Tanktop strength Mt./Sqm.	Grain Cu. Mtres.	Bale Cu. Mtres.	Grain Cu. Feet.	Bale Cu. Feet.
No. 1 Cargo Hold	27.2 x 9.3(F)-22.9(A)	23	7764.62	6828.74	256547.6	241154.7
No. 2 Cargo Hold	28.8 x 23.0(F)-24.2(A)	23	8864.74	8456.96	3130055.3	298654.7
No. 3 Cargo Hold	17.4 x 23.0	23	4894.83	4674.56	172859.3	165080.5
No. 4 Cargo Hold	28.8 x 24.2(F)-22.3(A)	23	8872.45	8464.31	313327.6	298914.3
No. 5 Cargo Hold	27.2 x 22.2(F)-10.8(A)	23	7636.48	7178.29	269679.7	253498.9
<b>TOTAL</b>			<b>37533.12</b>	<b>35602.86</b>	<b>1325469.5</b>	<b>1257303.1</b>

**Festival**

**Compartment table**



**CLIPPER**

**All Details "about" and without  
guarantee.**