

CLIPPER TRADER

E-mail
bulk.cht.hsize.cph@clipper-group.com

Web
www.clipper-group.com



BUILDERS	Tsuji Heavy Industries Co. Ltd. Cochin Shipyard Ltd. Shanhaiguan Shipyard
CLASS	ABS(BC-A), A1(E)BC, +AMS, +ACCU, SH, SHCM ESP, UWILD

TYPE
• Singledecker/bulkcarrier/grabs fitted

TONNAGE
• DWT abt 30,500mt on 9,816m SSW. TPC 43.5mt
• DWT on winter marks abt 29,700mt on 9,6115m. TPC 43.3mt
• GT/NT Int 19,918/10,477
• Panama NT 16,628

DIMENSIONS
• LOA: 178m
• Beam: 28m
• Draft: 9.21m

GRAIN/BALE
• 1,446,962/1,398,076 cubic ft
• Cubic breakdown grain/bale
1: 214,154.5 / 203,719.3
2: 306,022.2 / 296,695.9
3: 324,519.4 / 313,544.0
4: 315,846.4 / 305,633.8
5: 286,419.7 / 278,424.8
TOTAL 1,446,962.1 / 1,398,017.8

CRANES
• 4 x 30mt cranes
• 3 x 10 cbm radio controlled grabs

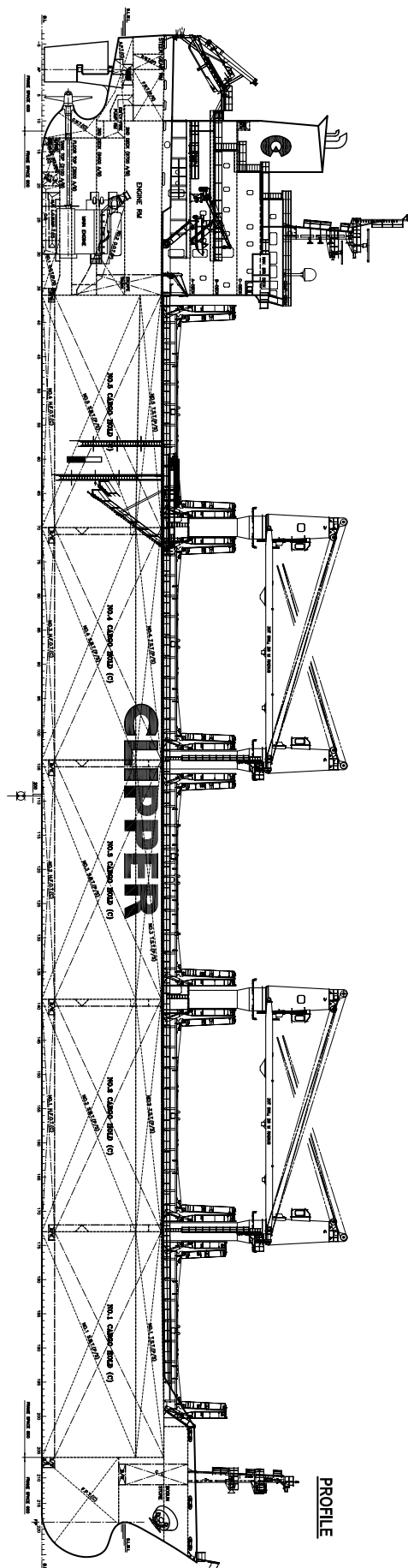
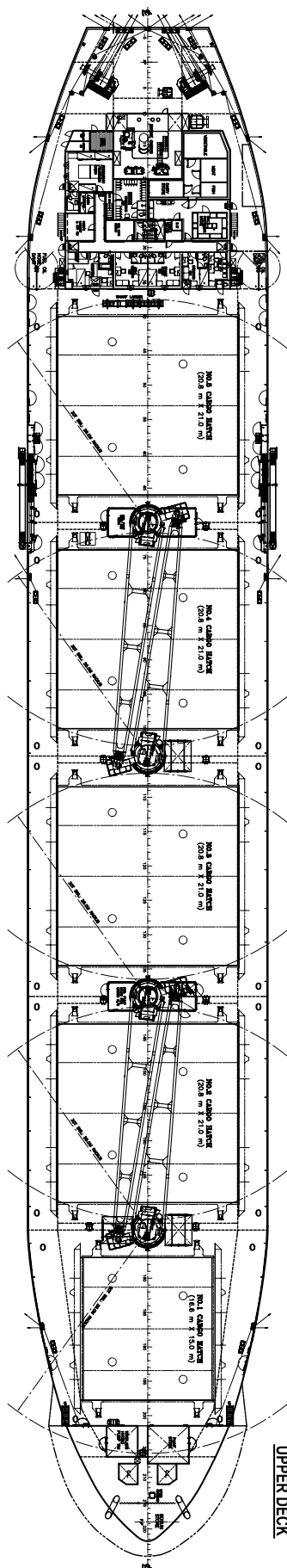
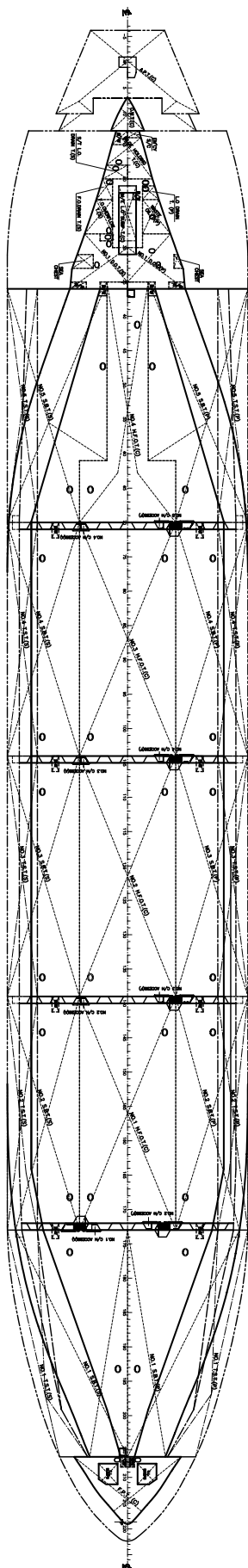
HOLDS/HATCHES
• 5 holds/hatches
• Hydraulic end folding hatch-covers
• CO₂/WWF holdladderfitted

HATCH-SIZES (metres)
1: 16.6 (L) X 15.0
2: 20.8 (L) X 21.0
3: 20.8 (L) X 21.0
4: 20.8 (L) X 21.0
5: 20.8 (L) X 21.0

HOLD DIMENSIONS
(metres, on flat tank top) length/width
1: 25.01 / 2.08 (F) - (A) 19.64
2: 25.60 / 19.92 (F) - (A) 22.40
3: 27.20 / 22.40 (F) - (A) 22.40
4: 26.40 / 22.40 (F) - (A) 22.40
5: 27.20 / 22.40 (F) - (A) 6.40

SPEED AND CONSUMPTION
• About 14.0 knots on abt 24.5mt IFO 38ocst - nil MDO at sea
• Port idle abt 2.9mt IFO
• Port working abt 5.0mt IFO (24 hrs)
Speed and consumption given basis max Beaufort 4 and Douglas Sea state 3

GENERAL ARRANGEMENT



DETAILS FOR INDIVIDUAL VESSELS MAY VARY.

ALL DETAILS BELIEVED TO BE CORRECT AND GIVEN IN GOOD FAITH, BUT WITHOUT GUARANTEE. / AUGUST 2009